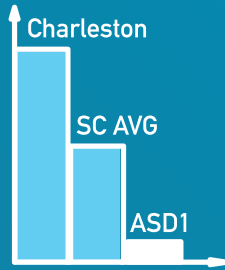




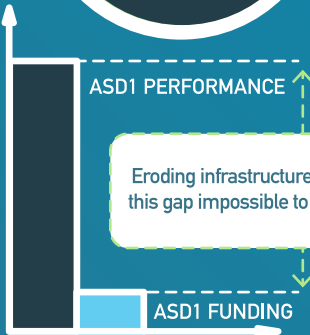
### per pupil revenue >>>

ASD1 receives less funding per student than almost every other district in the state.



### << our graduation rate

ASD1 maintains over a 90% graduation rate which exceeds state and national rates



Eroding infrastructure makes this gap impossible to sustain.



### our performance

ASD1 consistently performs in the top 15% of districts across all academic areas.

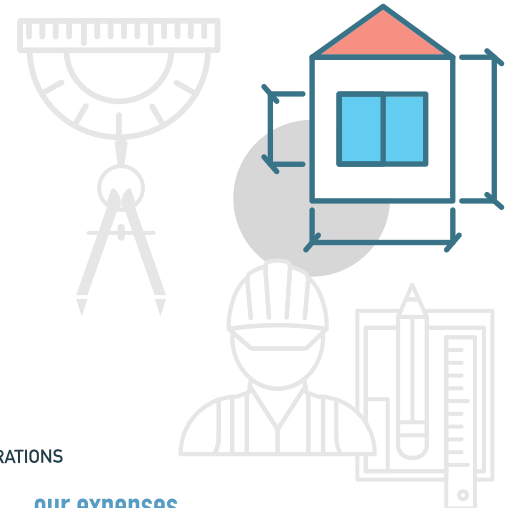


### WHAT DO OUR SCHOOLS NEED?



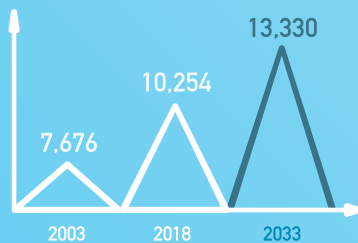
### BUILDING PROGRAM NEEDS

- Upgrade **SAFETY & SECURITY** at all schools
- **REPLACE** Palmetto Middle School & Wren Middle School
- **ADDITIONS** to schools at or over capacity
- Critical **ROOFING & HVAC** repairs

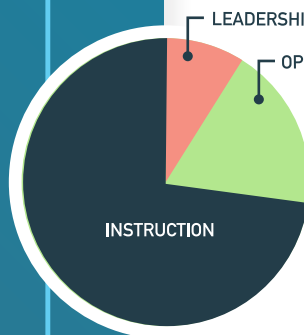


### our growth

ASD1 enrollment has increased by 30% since 2003. At that rate, we will grow by 3,000 students over the next 15 years.



In 2017-18, the district's per-pupil revenue from local, state, and federal funds was \$10,671 per student compared to a state average of \$13,214.



### our expenses

We spend less on admin expenses per student than any district in the state except one, and we are 4th in the state on the percentage of our funding spent on instruction.